

## Industrial Indicators of the Buenos Aires Province

This report presents the results for the month of  
July 2013.

September 10, 2013

## Summary

In July 2013, six of the fourteen activities included in the Industrial Indicators of the Buenos Aires Province showed year-over-year increases in their levels of production. The highest increases were: Manufacture of basic iron and steel (63.2%), Production of cookies and cakes (38.1%), Production and processing of poultry (9.8%) and Production of cement (7.4%).

Conversely, eight activities showed year-over-year declines in their levels of production. The most important were: Grinding wheat (24.5%), Edition of newspapers, magazines and periodicals publications (10.6%) and Family cars and minivans (9.3%).

The following tables show the monthly, year-over-year and accumulated variation of the selected activities.

**Table 1**

### Variation of selected activities July 2013

Activity	Variation		
	Monthly	Y/Y	Accumulated
Production and processing of poultry	▲	▲	▲
Production of cold cuts	▲	▼	▼
Production of milk and dried milk products	▲	▼	▼
Grinding wheat	▼	▼	▼
Production of cookies and cakes	▲	▲	▲
Production of beer, malt liquors and malt	▲	▲	▼
Production of cigarettes and tobacco products n.e.c.	▲	▼	▼
Edition of newspapers, magazines and periodicals publications	▼	▼	▼
Manufacture of refined petroleum	▲	▼	▼
Production of cement	▲	▲	▲
Manufacture of basic iron and steel	▲	▲	▼
Manufacture of family cars and minivans	▲	▼	▲
Manufacture of pickup trucks	▲	▼	▲
Manufacture of passenger and freight transport vehicles	▲	▲	▲

Provisional data.

Source: Dirección Provincial de Estadística (DPE).

**Table 2**  
**Activities grouped according to their Y/Y variation and accumulated variation**  
**July 2013**

Accumulated variations (Jan-Jul)		
Sign	+	-
Y/Y variations (Jul) +	Production and processing of poultry Production of cookies and cakes Production of cement	Production of beer, malt liquors and malt Manufacture of basic iron and steel
-	Manufacture of family cars and minivans Manufacture of pickup trucks Manufacture of passenger and freight transport vehicles	Production of cold cuts Production of milk and dried milk products Grinding wheat Production of cigarettes and tobacco products n.e.c. Edition of newspapers, magazines and periodicals publications Manufacture of refined petroleum

Provisional data.

Source: Dirección Provincial de Estadística (DPE).

## Variation of the Industry in July 2013 for selected activities

This report shows the performance of 12 activities, divided into 14 series that include: Production and processing of poultry; Production of cold cuts; Production of milk and dried milk products; Grinding wheat; Production of cookies and cakes; Production of beer, malt liquors and malt; Production of cigarettes and tobacco products n.e.c.; Edition of newspapers, magazines and periodicals publications; Manufacture of refined petroleum; Production of cement; Manufacture of basic iron and steel; Manufacture of family cars and minivans; Manufacture of pickup trucks<sup>1</sup> and Manufacture of passenger and freight transport vehicles.

Table 3 shows percentage variations (monthly, year-over-year, and accumulated) of the selected series for July 2013.

**Table 3**  
**Percentage variations**  
**July 2013**

Clasae Code 1997	Activity	Percentage Variations		
		Monthly	Y/Y	Accumulated to July 2013 inter-annual
15112	Production and processing of poultry	17.5	9.8	0.4
15113	Production of cold cuts	24.8	-4.3	-3.3
15201	Production of milk and dried milk products	14.5	-0.8	-7.8
15311	Grinding wheat	-17.4	-24.5	-8.9
15411	Production of cookies and cakes	15.9	38.1	15.9
15530	Production of beer, malt liquors and malt	12.5	0.8	-0.1
16009	Production of cigarettes and tobacco products n.e.c.	24.3	-1.4	-1.5
22120	Edition of newspapers, magazines and periodicals publications	-3.4	-10.6	-9.0
23200	Manufacture of refined petroleum	2.5	-2.1	-1.7
26941	Production of cement	1.0	7.4	4.2
27100	Manufacture of basic iron and steel	2.2	63.2	-4.8
34100	Manufacture of Automobiles			
	Family cars and minivans	49.2	-9.3	7.3
	Pickup trucks	11.8	-1.3	12.5
	Passenger and freight transport vehicles	7.9	1.4	49.7

Provisional data.

Source: Dirección Provincial de Estadística (DPE)

<sup>1</sup> This category also includes some models of family cars whose interior are adapted to carry some cargo.

Table 4 shows the evolution of the selected series (in index values) for the period 2008 – July 2013.

**Table 4**

**Annual and Monthly Indexes**  
**Base year 1999=100**

Period	Production and processing of poultry	Production of cold cuts	Production of milk and dried milk products	Grinding wheat	Production of cookies and cakes	Production of beer, malt liquors and malt	Production of cigarettes and tobacco products n.e.c.
2008	149.13	115.84	116.96	101.84	172.63	121.50	95.18
2009	163.27	118.74	115.54	98.03	193.05	123.31	99.31
2010	174.08	120.28	117.58	100.19	202.26	129.52	108.61
2011	192.76	126.35	113.86	95.91	203.12	134.81	107.75
<b>2012</b>							
Jan-12	212.79	136.76	112.64	97.13	200.12	186.44	119.02
Feb-12	176.04	121.30	108.90	78.78	197.21	162.53	107.58
Mar-12	220.32	144.10	119.47	92.70	168.26	159.82	128.35
Apr-12	178.69	116.48	111.36	85.21	209.35	125.02	104.35
May-12	210.98	136.08	121.15	105.37	231.03	102.25	118.16
Jun-12	200.49	139.80	123.21	94.58	194.65	77.55	102.77
Jul-12	189.96	140.41	118.86	105.66	158.89	99.04	115.58
Aug-12	218.34	143.33	120.91	101.31	193.11	122.83	114.73
Sep-12	195.68	124.99	106.96	86.69	241.92	116.92	102.23
Oct-12	230.02	135.74	114.08	96.81	270.73	154.93	118.27
Nov-12	208.63	129.68	109.12	81.93	258.17	152.56	115.70
Dic-12	225.92	134.06	104.68	70.96	174.21	175.72	104.09
<b>2013</b>							
Jan-13	211.74	142.30	110.44	75.59	219.22	205.21	123.47
Feb-13	187.83	115.25	98.90	78.87	174.85	153.74	106.21
Mar-13	202.91	137.98	110.84	87.41	239.48	140.53	118.20
Apr-13	195.85	134.96	103.61	84.86	275.23	109.61	107.52
May-13	210.10	131.92	107.52	97.57	258.02	114.31	122.74
Jun-13	177.41	107.67	103.02	96.57	189.37	88.74	91.65
Jul-13	208.51	134.40	117.93	79.81	219.49	99.85	113.93

Continue...

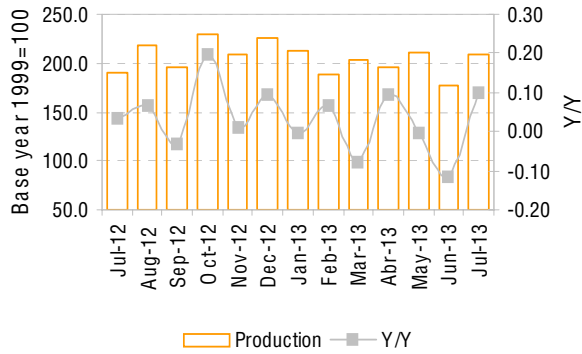
**Table 4**  
**Annual and Monthly Indexes**  
**Base year 1999=100**

Period	Edition of newspapers, magazines and periodicals publications	Manufacture of refined petroleum	Production of cement	Manufacture of basic iron and steel	Manufacture of Automobiles		
					Family, minivans	Pickup trucks	Passen. freight transport
2008	228.59	100.21	167.78	129.99	231.86	244.62	319.06
2009	223.09	93.96	151.03	102.81	181.89	198.85	126.02
2010	211.30	98.36	163.43	127.53	229.33	320.66	158.80
2011	208.94	96.41	186.28	140.91	256.76	391.19	178.52
<b>2012</b>							
Jan-12	205.87	98.42	173.88	144.26	115.08	263.85	27.44
Feb-12	206.31	93.40	137.72	133.48	190.84	326.95	51.51
Mar-12	200.70	100.94	170.49	140.14	241.32	376.59	99.90
Apr-12	204.81	92.37	167.29	139.32	223.61	327.56	116.34
May-12	197.19	94.98	159.54	130.18	194.19	424.93	231.76
Jun-12	197.85	96.64	167.81	127.68	146.38	431.77	121.44
Jul-12	195.25	103.50	172.47	86.24	292.75	483.41	203.63
Aug-12	191.48	103.56	141.09	70.58	300.49	531.27	206.06
Sep-12	194.21	104.95	184.92	72.33	258.88	501.33	208.37
Oct-12	194.76	103.55	171.90	73.96	276.11	535.25	221.34
Nov-12	188.58	102.89	180.24	69.72	272.86	492.89	213.24
Dic-12	191.32	108.31	159.97	64.78	220.61	359.78	181.63
<b>2013</b>							
Jan-13	187.24	99.15	159.25	67.48	137.19	215.72	34.61
Feb-13	187.70	91.83	152.33	94.89	171.40	369.81	170.17
Mar-13	187.30	106.03	180.39	140.67	268.08	460.06	221.11
Apr-13	182.82	81.24	155.84	134.90	240.84	492.46	216.82
May-13	181.32	90.47	180.38	141.74	245.15	521.91	234.88
Jun-13	180.71	98.82	183.41	137.62	177.92	427.02	191.47
Jul-13	174.57	101.28	185.31	140.71	265.55	477.32	206.52

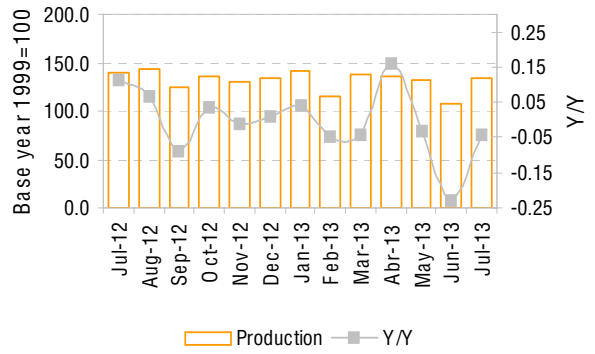
Provisional data.

Source: Dirección Provincial de Estadística (DPE).

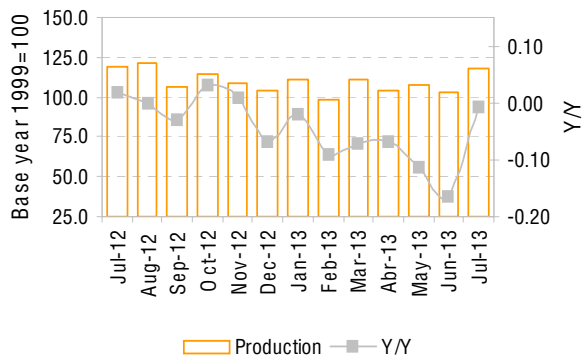
Production and processing of poultry



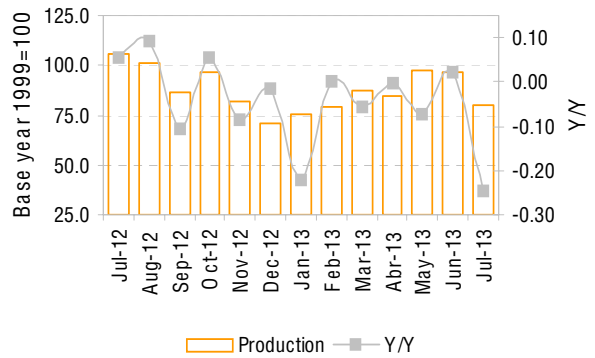
Production of cold cuts



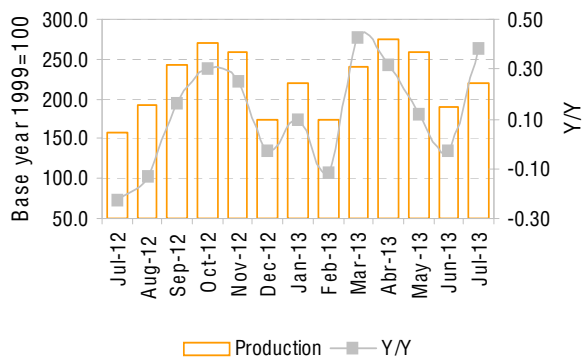
Production of milk and dried milk products



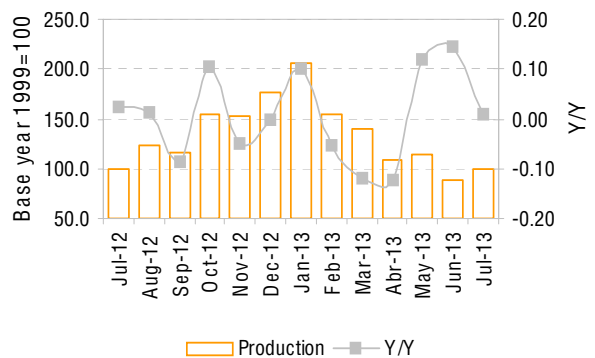
Grinding wheat



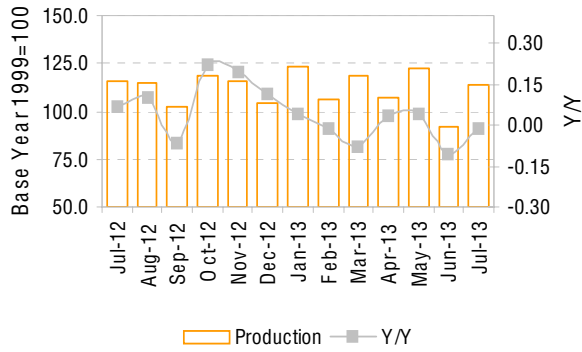
Production of cookies and cakes



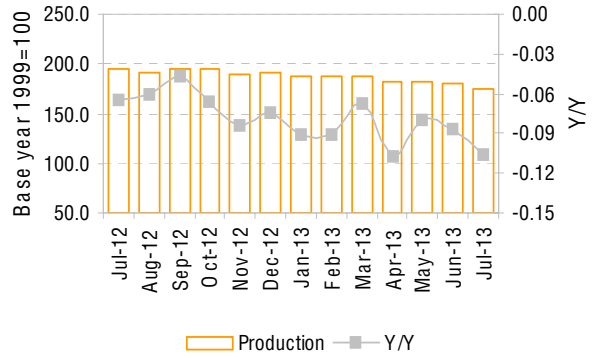
Production of beer, malt liquors and malt



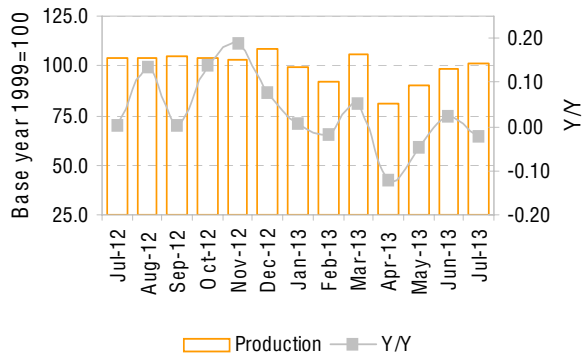
Production of cigarettes and tobacco products  
n.e.c



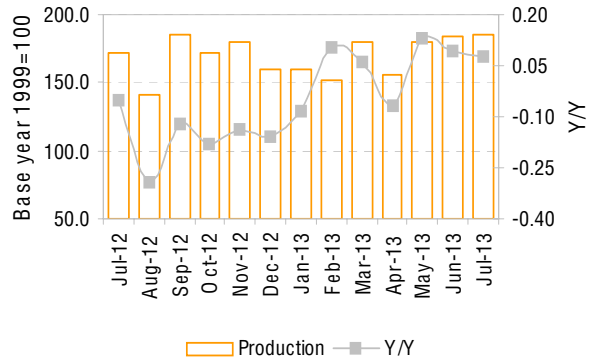
Edition of newspapers, magazines and periodicals  
publications



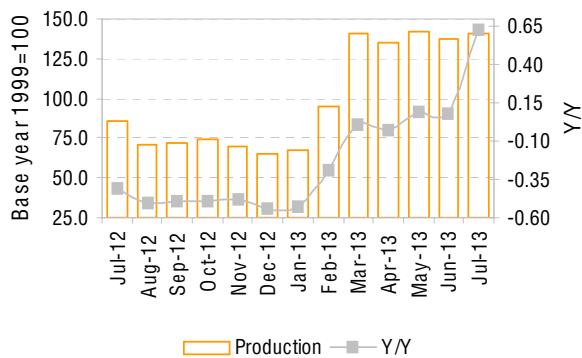
Manufacture of refined petroleum



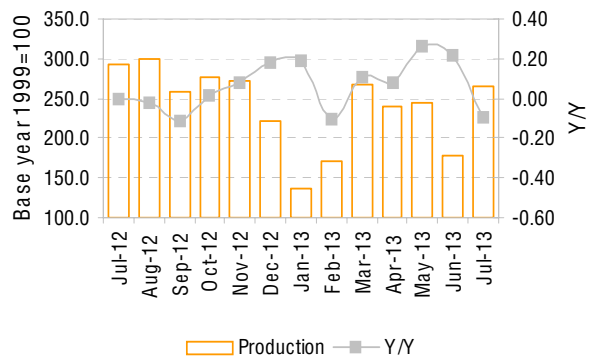
Production of cement



Manufacture of basic iron and steel

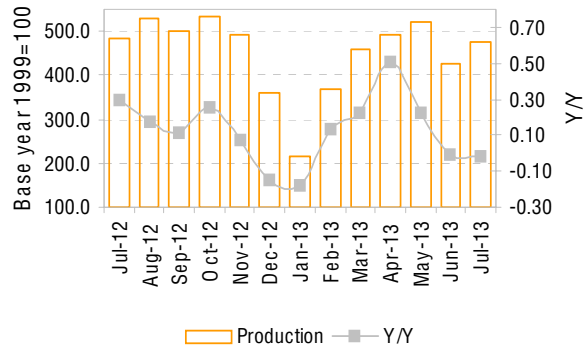


Manufacture of family cars and minivans





Manufacture of pickup trucks



Manufacture of passenger and freight transport vehicles

